

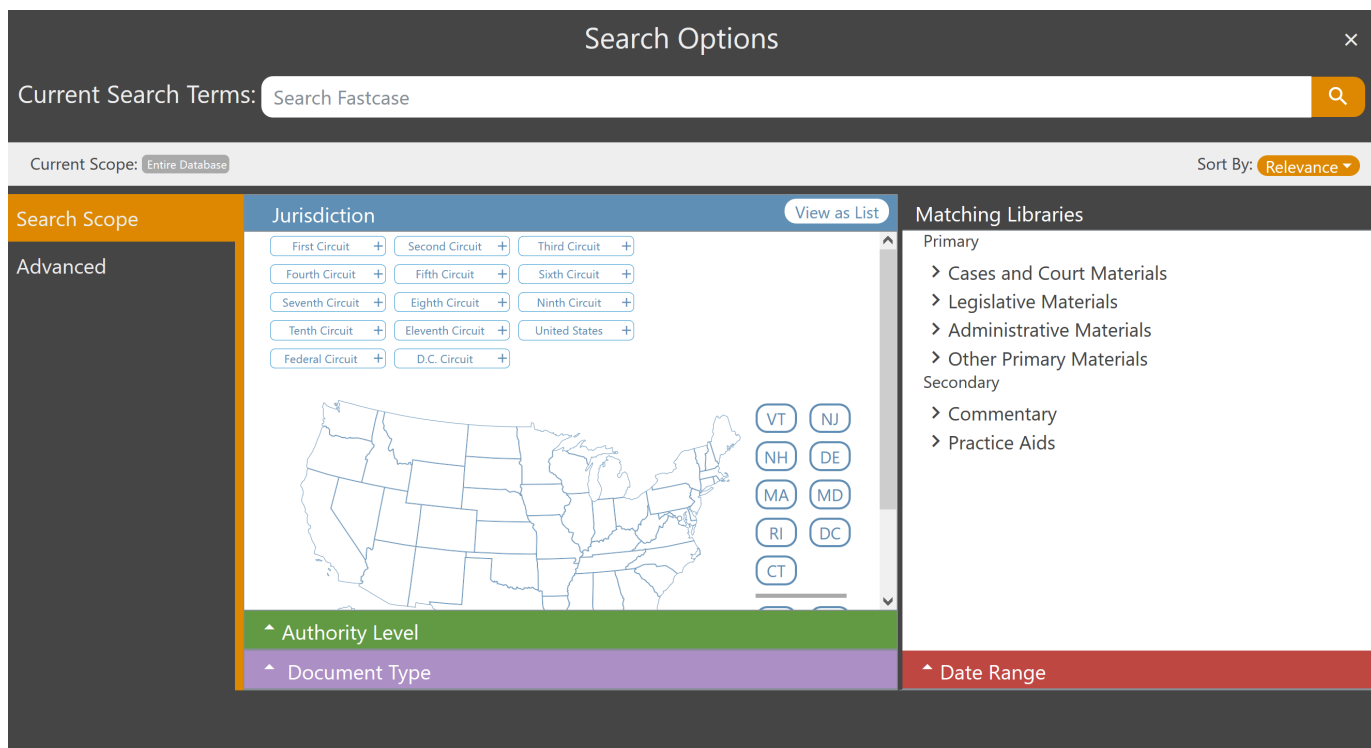
3 | ADVANCED SEARCH

Selecting a Specific Jurisdiction for Your Search

- Click on the **Options** button to select advanced search options.



- You can then select a library one of three ways: **Jurisdiction, Authority Level, or Document Type.**
- Click on the library type you are interested in from the center, and then you can select specific libraries using the drop down menus on the right.
- Once selected, the current libraries will show next to the **Current Scope** button at the top of the search menu.
- You can select as many libraries as you would like and you can select libraries across different levels and jurisdictions.



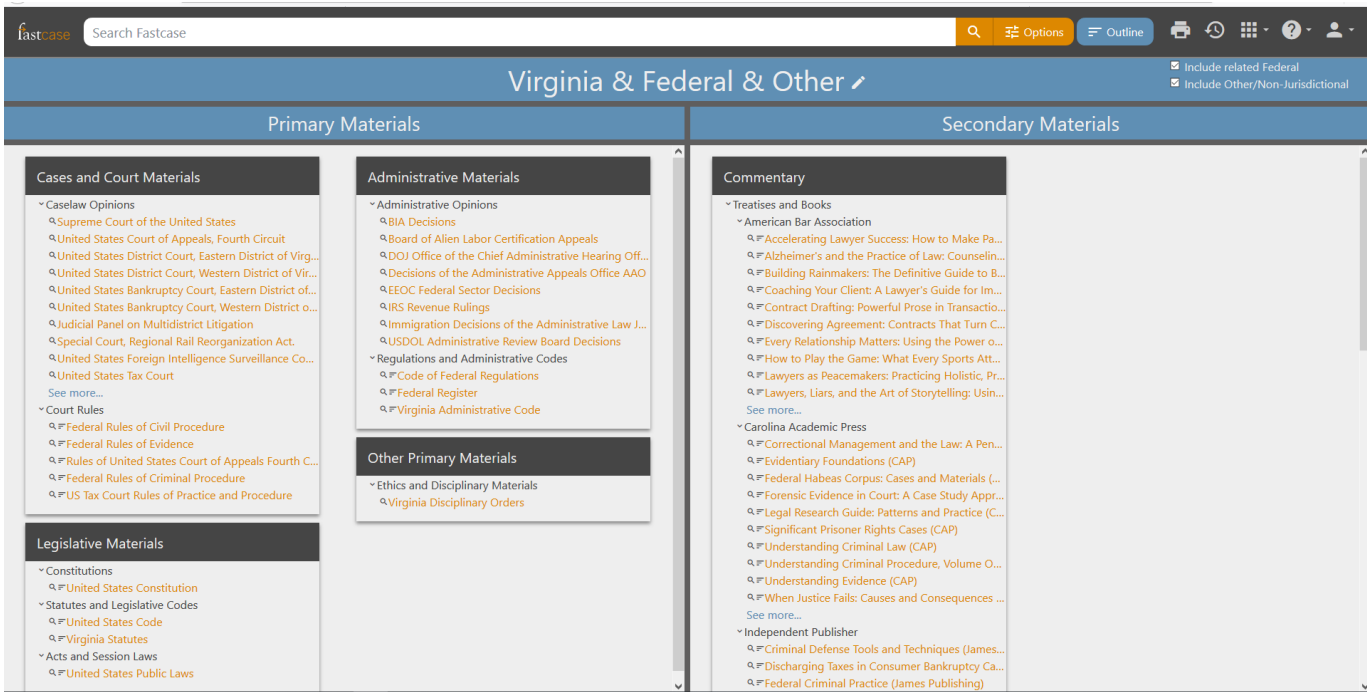
Browse Documents Using Outline View

In addition to searching, Fastcase also allows you to browse non caselaw in our **Outline View** format.

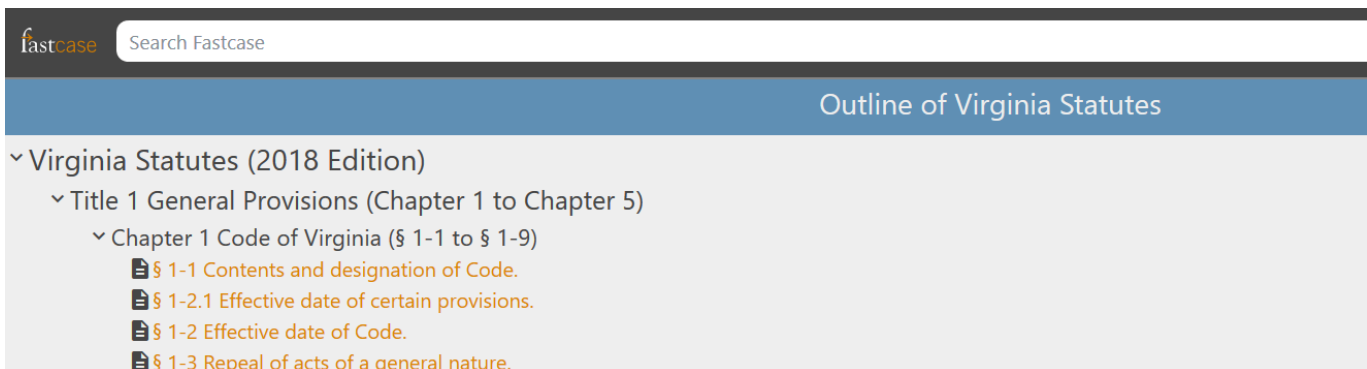
- To get started, click on the **Outline** button



- This will display the jurisdiction selection map. Once you have selected a jurisdiction, you will then select the document type you are interested in viewing.

A screenshot of the Fastcase 'Outline View' interface. The top navigation bar includes the Fastcase logo, a search bar, and buttons for 'Options', 'Outline', 'Print', and 'Refresh'. The main content area is titled 'Virginia & Federal & Other' and is divided into 'Primary Materials' and 'Secondary Materials'. Under 'Primary Materials', there are sections for 'Cases and Court Materials', 'Administrative Materials', and 'Legislative Materials'. Under 'Secondary Materials', there is a 'Commentary' section. Each section contains a list of document titles with expandable/collapsible icons.

- Once you have selected a jurisdiction, you will see the outline for that particular document.
- Navigate through the outline by clicking on the drop down buttons next to the section you are interested in.

A screenshot of the Fastcase 'Outline View' interface showing the outline of Virginia Statutes. The top navigation bar includes the Fastcase logo, a search bar, and buttons for 'Options', 'Outline', 'Print', and 'Refresh'. The main content area is titled 'Outline of Virginia Statutes' and shows a hierarchical list of sections under 'Virginia Statutes (2018 Edition)'. The sections are: 'Title 1 General Provisions (Chapter 1 to Chapter 5)', 'Chapter 1 Code of Virginia (§ 1-1 to § 1-9)', '§ 1-1 Contents and designation of Code.', '§ 1-2.1 Effective date of certain provisions.', '§ 1-2 Effective date of Code.', and '§ 1-3 Repeal of acts of a general nature.' Each section has a drop-down arrow next to it.