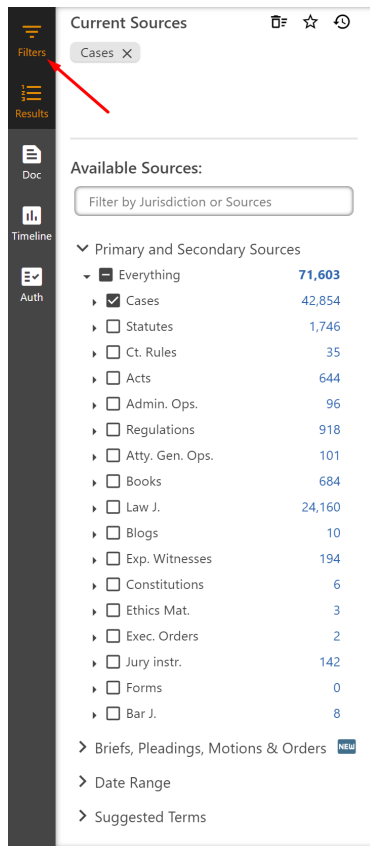


5 | CUSTOMIZING YOUR CASELAW SEARCH RESULTS

Fastcase gives you nearly complete control over the way your search results are displayed. You can filter your results, sort your results six different ways, and see further search suggestions for your search.

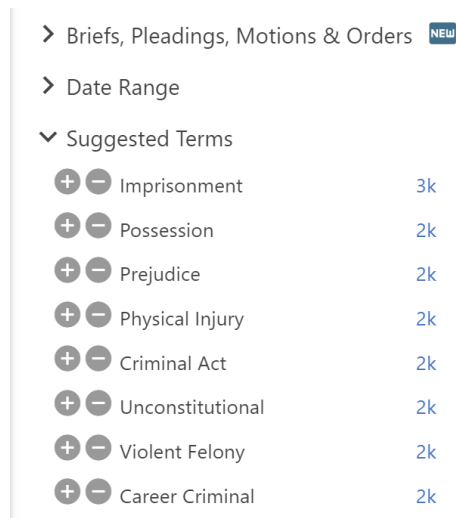
Filter Case Results by Jurisdiction , Authority Level, or Document Type

- Easily filter your results down to cases from one jurisdiction using the **Filters** on the left. You can see the filters panel at any time by clicking on the filter button on the left.



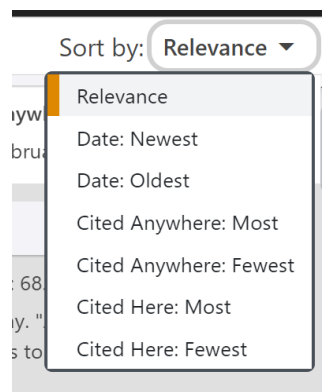
The Suggested Terms list

- The suggested terms list is an algorithm that runs in tandem with your search, looking for legal terms of art and other phrases that are present in your relevant documents. This list is located at the bottom of the filters panel.
- The displayed terms can then be added as a search term to your current search to focus your search further.
 - **Include:** click on the plus sign to add the term to your search phrase
 - **Exclude:** click on the minus sign to exclude that term from your results.
- The number of results that would be affected by that term is located on the right.



Sort Case Results to Suit Your Needs

- You have complete control over the way your search results are displayed. Choose the results view that is best suited to your research project.
- At the top right of the results is the sort drop down. Documents can be sorted by:
 - **Relevance.**
 - **Date.**
 - **Total Cites.**
 - **Cited in Results**



Fastcase Relevance Score

- Fastcase's smart search technology assigns a **Relevance Score** (0%-100%) to each document in your search results based on the search terms used in the query.
- The score is displayed on the left side of the case.
- The purpose of the Fastcase **Relevance Score** is to tell you which documents on your list of search results are more likely to contain a substantive discussion of the search terms you entered. The higher the percentage, the more likely that the document contains a substantive discussion of the topic.
- By default, your search results will be displayed in the **Relevance Score** order (meaning the case with the highest relevance score is at the top of the list).

Fastcase Relevance Customization

- Fastcase is the first legal research system to make our relevance algorithm transparent and modifiable by you the user.
- To view the settings, click on the account button, then select "settings".
- The purpose of each of the sliders displayed is to adjust how much impact the different factors in the algorithm have in the content. Adjusting the factors does not change what documents are shown, but does change what order the documents are shown in when sorted by Relevance. The factors are:
 - **Document properties**
 - **Responsiveness:** Documents that have the search terms close together are preferred.
 - **Importance:** Cases that are cited many times are preferred.
 - **Authority:** Cases from sources of higher authority are preferred.
 - **Date:** More recent cases are preferred.
 - **Document Usage**
 - **Frequently Read:** Favors documents that are read more often by Fastcase users.
 - **Frequently Favorited:** Favors documents that are saved more often by Fastcase users.
 - **Frequently Printed:** Favors documents that are printed more often by Fastcase users.
 - **Frequently Emailed:** Favors documents that are emailed more often by Fastcase users.
- You can set up a combination that meets your preferences, or use the default settings.

